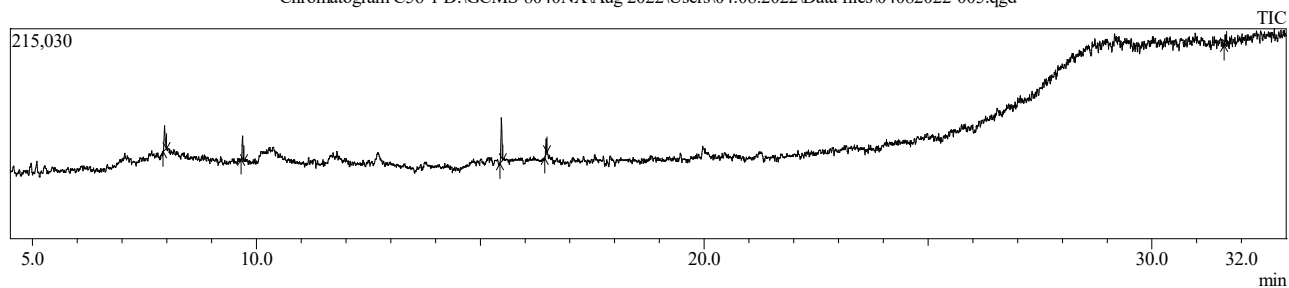


# TNAU

## Sample Information

Analyzed by : Admin  
 Analyzed : 04-Aug-22 7:30:12 PM  
 Sample Type : Unknown  
 Level # : 1  
 Sample Name : C56-1  
 Sample ID : C56-1  
 IS Amount : [1]=1  
 Sample Amount : 1  
 Dilution Factor : 1  
 Vial # : 5  
 Injection Volume : 1.00  
 Data File : D:\GCMS-8040NX\Aug 2022\Users\04.08.2022\Data files\04082022-005.qgd  
 Org Data File : D:\GCMS-8040NX\Aug 2022\Users\04.08.2022\Data files\04082022-005.qgd  
 Method File : D:\GCMS-8040NX\Aug 2022\Users\04.08.2022\Method file\27072022\_methodfile.qgm  
 Org Method File : D:\GCMS-8040NX\Aug 2022\Users\04.08.2022\Method file\27072022\_methodfile.qgm  
 Report File :  
 Tuning File : D:\GCMS-8040NX\Aug 2022\Tuning Data\TUNING 04082022.qgt  
 [Comment]  
 Jerry samples  
 Modified by : Admin  
 Modified : 05-Aug-22 4:15:36 PM

Chromatogram C56-1 D:\GCMS-8040NX\Aug 2022\Users\04.08.2022\Data files\04082022-005.qgd



Peak Report TIC

Peak#	R.Time	Area	Area%	Height	Height%	A/H	Similarity	Name
1	7.947	42296	22.59	25225	20.63	1.68	87	Undecane
2	9.690	35362	18.89	24739	20.24	1.43	87	Undecane
3	15.471	67096	35.83	44919	36.74	1.49	90	2,4-Di-tert-butylphenol
4	16.472	22864	12.21	15628	12.78	1.46	83	2,2,4-Trimethyl-1,3-pentanediol diisobutyrate
5	31.655	19619	10.48	11739	9.60	1.67	31	3,4-Dihydroxymandelic acid-4TMS
		187237	100.00	122250	100.00			

Library

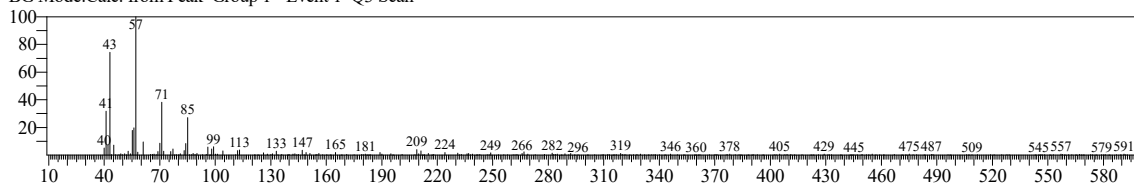
# TNAU

<< Target >>

Line#:1 R.Time:7.945(Scan#:690) MassPeaks:259

RawMode:Averaged 7.940-7.950(689-691) BasePeak:57.10(5974)

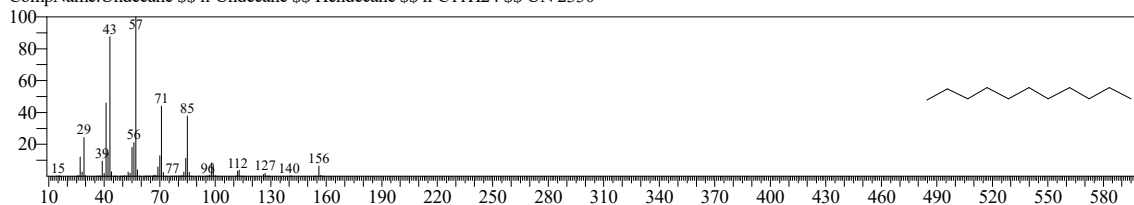
BG Mode:Calc. from Peak Group 1 - Event 1 Q3 Scan



Hit#:1 Entry:12897 Library:NIST20R.lib

SI:87 Formula:C11H24 CAS:1120-21-4 MolWeight:156 RetIndex:1100

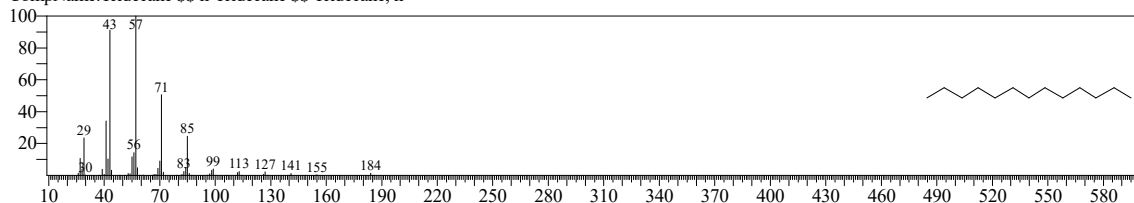
CompName:Undecane \$\$ n-Undecane \$\$ Hendecane \$\$ n-C11H24 \$\$ UN 2330



Hit#:2 Entry:40226 Library:NIST20M1.lib

SI:86 Formula:C13H28 CAS:629-50-5 MolWeight:184 RetIndex:1300

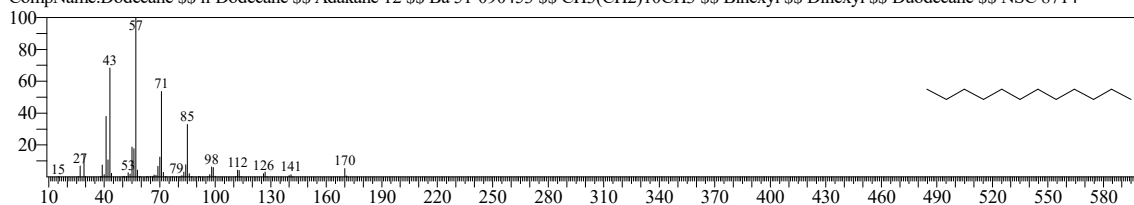
CompName:Tridecane \$\$ n-Tridecane \$\$ Tridecane, n-



Hit#:3 Entry:30057 Library:NIST20M1.lib

SI:86 Formula:C12H26 CAS:112-40-3 MolWeight:170 RetIndex:1200

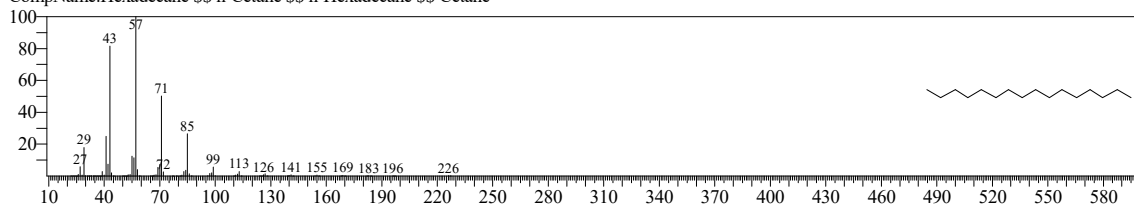
CompName:Dodecane \$\$ n-Dodecane \$\$ Adakane 12 \$\$ Ba 51-090453 \$\$ CH3(CH2)10CH3 \$\$ Bihexyl \$\$ Dihexyl \$\$ Duodecane \$\$ NSC 8714



Hit#:4 Entry:27737 Library:NIST20R.lib

SI:86 Formula:C16H34 CAS:544-76-3 MolWeight:226 RetIndex:1600

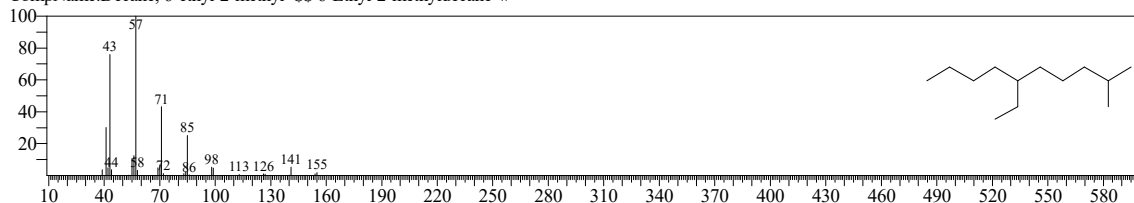
CompName:Hexadecane \$\$ n-Cetane \$\$ n-Hexadecane \$\$ Cetane



Hit#:5 Entry:40255 Library:NIST20M1.lib

SI:85 Formula:C13H28 CAS:62108-21-8 MolWeight:184 RetIndex:1185

CompName:Decane, 6-ethyl-2-methyl- \$\$ 6-Ethyl-2-methyldecane #



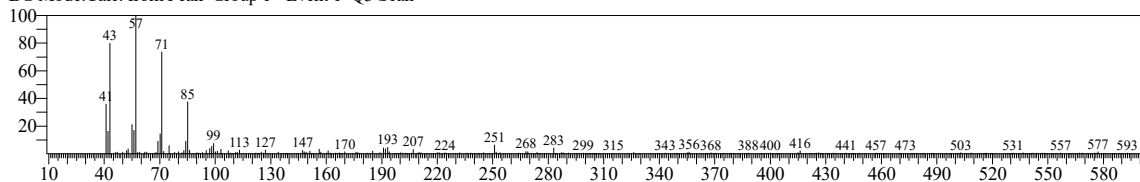
# TNAU

<< Target >>

Line#:2 R.Time:9.690(Scan#:1039) MassPeaks:270

RawMode:Averaged 9.685-9.695(1038-1040) BasePeak:57.10(5077)

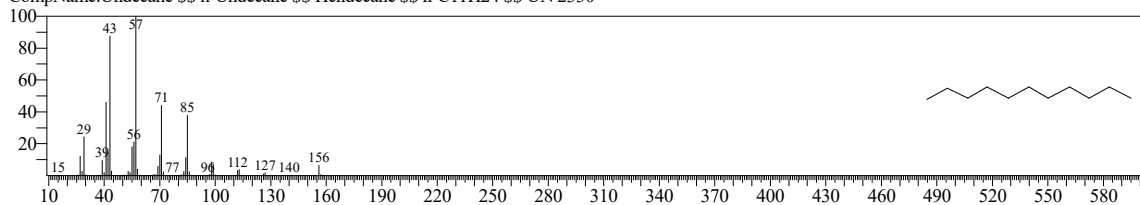
BG Mode:Calc. from Peak Group 1 - Event 1 Q3 Scan



Hit#:1 Entry:12897 Library:NIST20R.lib

SI:87 Formula:C11H24 CAS:1120-21-4 MolWeight:156 RetIndex:1100

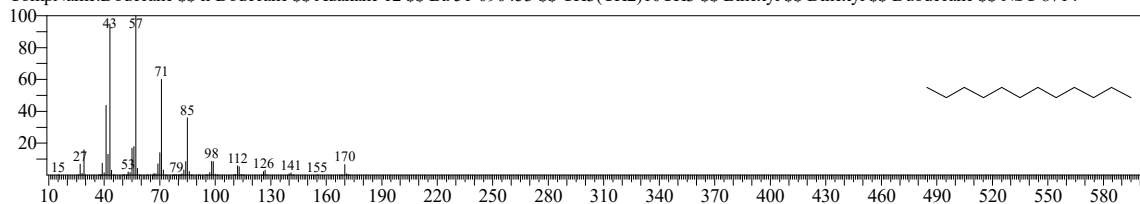
CompName:Undecane \$\$ n-Undecane \$\$ Hendecane \$\$ n-C11H24 \$\$ UN 2330



Hit#:2 Entry:16191 Library:NIST20R.lib

SI:87 Formula:C12H26 CAS:112-40-3 MolWeight:170 RetIndex:1200

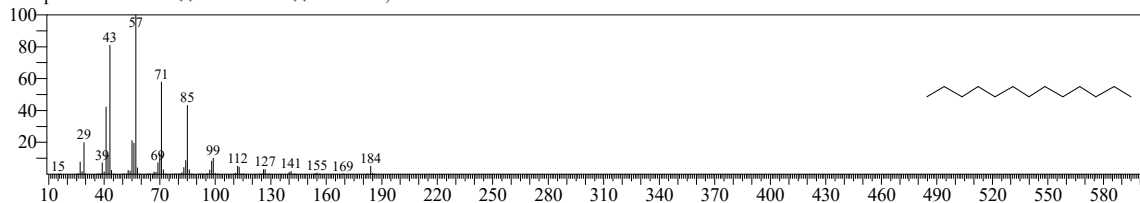
CompName:Dodecane \$\$ n-Dodecane \$\$ Adakane 12 \$\$ Ba 51-090453 \$\$ CH3(CH2)10CH3 \$\$ Bihexyl \$\$ Dihexyl \$\$ Duodecane \$\$ NSC 8714



Hit#:3 Entry:19410 Library:NIST20R.lib

SI:87 Formula:C13H28 CAS:629-50-5 MolWeight:184 RetIndex:1300

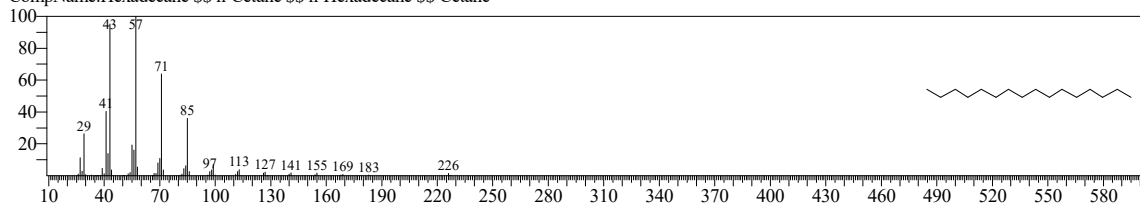
CompName:Tridecane \$\$ n-Tridecane \$\$ Tridecane, n-



Hit#:4 Entry:27736 Library:NIST20R.lib

SI:87 Formula:C16H34 CAS:544-76-3 MolWeight:226 RetIndex:1600

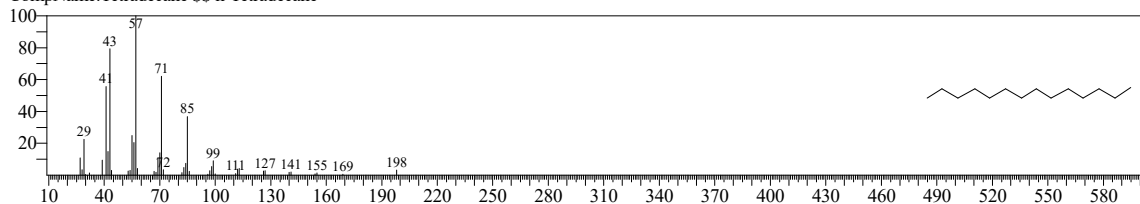
CompName:Hexadecane \$\$ n-Cetane \$\$ n-Hexadecane \$\$ Cetane



Hit#:5 Entry:22498 Library:NIST20R.lib

SI:87 Formula:C14H30 CAS:629-59-4 MolWeight:198 RetIndex:1400

CompName:Tetradecane \$\$ n-Tetradecane




# TNAU

<< Target >>

Line#:3 R.Time:15.470(Scan#:2195) MassPeaks:323

RawMode:Averaged 15.465-15.475(2194-2196) BasePeak:191.15(14616)

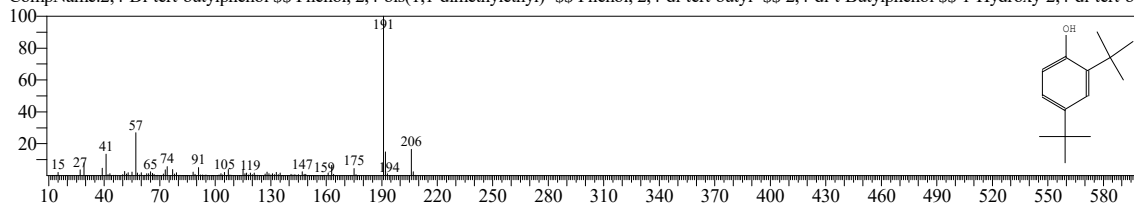
BG Mode:Calc. from Peak Group 1 - Event 1 Q3 Scan



Hit#:1 Entry:24086 Library:NIST20R.lib

SI:90 Formula:C<sub>14</sub>H<sub>22</sub>O CAS:96-76-4 MolWeight:206 RetIndex:1555

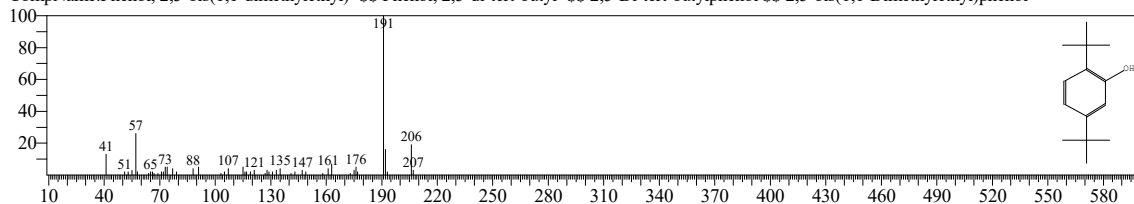
CompName:2,4-Di-tert-butylphenol \$\$ Phenol, 2,4-bis(1,1-dimethylethyl)- \$\$ Phenol, 2,4-di-tert-butyl- \$\$ 2,4-di-t-Butylphenol \$\$ 1-Hydroxy-2,4-di-tert-bu



Hit#:2 Entry:24098 Library:NIST20R.lib

SI:88 Formula:C<sub>14</sub>H<sub>22</sub>O CAS:5875-45-6 MolWeight:206 RetIndex:1555

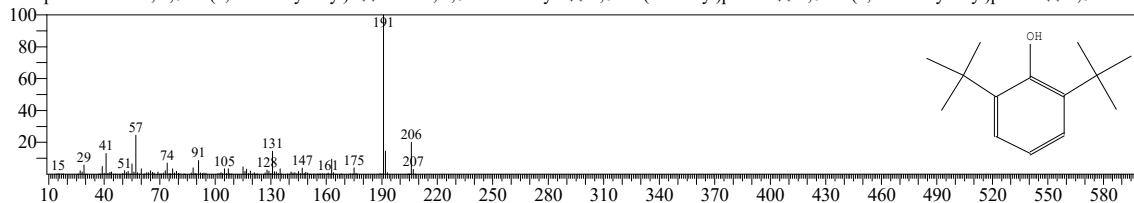
CompName:Phenol, 2,5-bis(1,1-dimethylethyl)- \$\$ Phenol, 2,5-di-tert-butyl- \$\$ 2,5-Di-tert-butylphenol \$\$ 2,5-bis(1,1-Dimethylethyl)phenol



Hit#:3 Entry:59031 Library:NIST20M1.lib

SI:88 Formula:C<sub>14</sub>H<sub>22</sub>O CAS:128-39-2 MolWeight:206 RetIndex:1555


CompName:Phenol, 2,6-bis(1,1-dimethylethyl)- \$\$ Phenol, 2,6-di-tert-butyl- \$\$ 2,6-Bis(tert-butyl)phenol \$\$ 2,6-Bis(1,1-dimethylethyl)phenol \$\$ 2,6-Di-ter



Hit#:4 Entry:24110 Library:NIST20R.lib

SI:87 Formula:C<sub>14</sub>H<sub>22</sub>O CAS:1138-52-9 MolWeight:206 RetIndex:1555

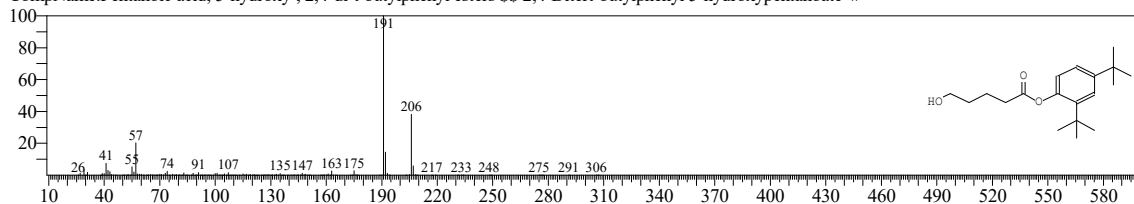
CompName:Phenol, 3,5-bis(1,1-dimethylethyl)- \$\$ Phenol, 3,5-di-tert-butyl- \$\$ 3,5-Di-tert-butylphenol \$\$ Phenol, 3,5-bis(t-butyl) \$\$ 3,5-Di-t-butylphenol \$



Hit#:5 Entry:170993 Library:NIST20M1.lib

SI:84 Formula:C<sub>19</sub>H<sub>30</sub>O<sub>3</sub> CAS:166273-38-7 MolWeight:306 RetIndex:2255

CompName:Pentanoic acid, 5-hydroxy-, 2,4-di-t-butylphenyl esters \$\$ 2,4-Di-tert-butylphenyl 5-hydroxypentanoate #



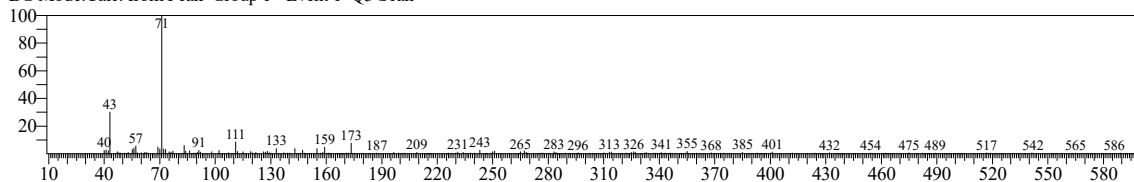
# TNAU

<< Target >>

Line#:4 R.Time:16.470(Scan#:2395) MassPeaks:305

RawMode:Averaged 16.465-16.475(2394-2396) BasePeak:71.05(6785)

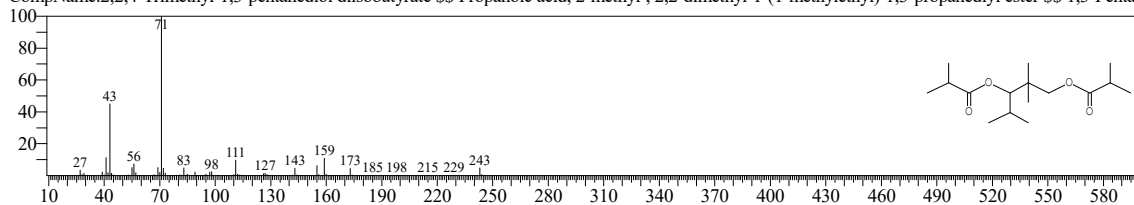
BG Mode:Calc. from Peak Group 1 - Event 1 Q3 Scan



Hit#:1 Entry:34622 Library:NIST20R.lib

SI:83 Formula:C16H30O4 CAS:6846-50-0 MolWeight:286 RetIndex:1605

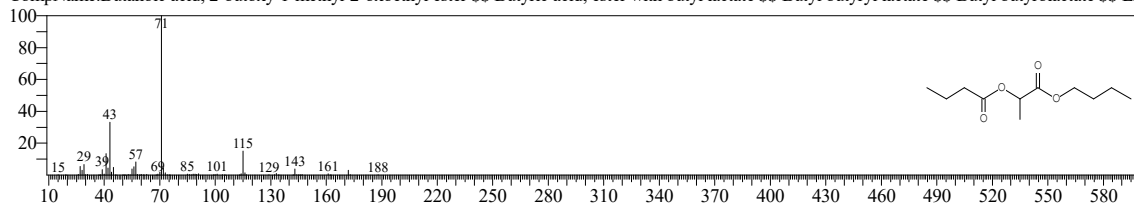
CompName:2,2,4-Trimethyl-1,3-pentanediol diisobutyrate \$\$ Propanoic acid, 2-methyl-, 2,2-dimethyl-1-(1-methylethyl)-1,3-propanediyl ester \$\$ 1,3-Pentan



Hit#:2 Entry:68304 Library:NIST20M1.lib

SI:76 Formula:C11H20O4 CAS:7492-70-8 MolWeight:216 RetIndex:1385

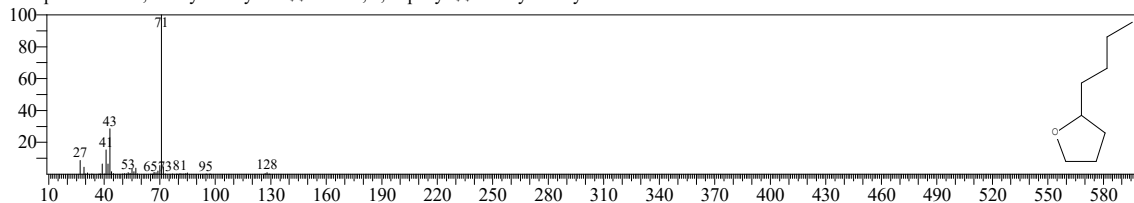
CompName:Butanoic acid, 2-butoxy-1-methyl-2-oxoethyl ester \$\$ Butyric acid, ester with butyl lactate \$\$ Butyl butyryl lactate \$\$ Butyl butyrolactate \$\$ La



Hit#:3 Entry:6356 Library:NIST20R.lib

SI:76 Formula:C8H16O CAS:1004-29-1 MolWeight:128 RetIndex:948

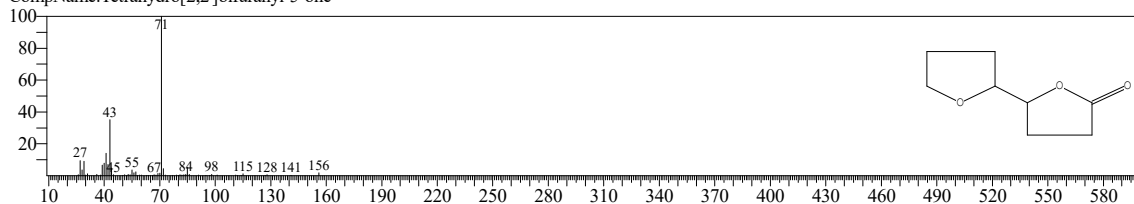
CompName:Furan, 2-butyltetrahydro- \$\$ Octane, 1,4-epoxy- \$\$ 2-Butyltetrahydrofuran



Hit#:4 Entry:20598 Library:NIST20M1.lib

SI:76 Formula:C8H12O3 CAS:19680-00-3 MolWeight:156 RetIndex:1316

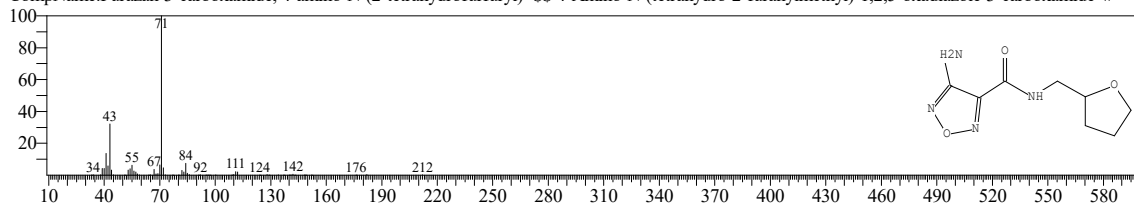
CompName:Tetrahydro[2,2']bifuranyl-5-one



Hit#:5 Entry:64203 Library:NIST20M1.lib

SI:76 Formula:C8H12N4O3 CAS:309735-27-1 MolWeight:212 RetIndex:1980

CompName:Furazan-3-carboxamide, 4-amino-N-(2-tetrahydrofurfuryl)- \$\$ 4-Amino-N-(tetrahydro-2-furanyl)methyl)-1,2,5-oxadiazole-3-carboxamide #



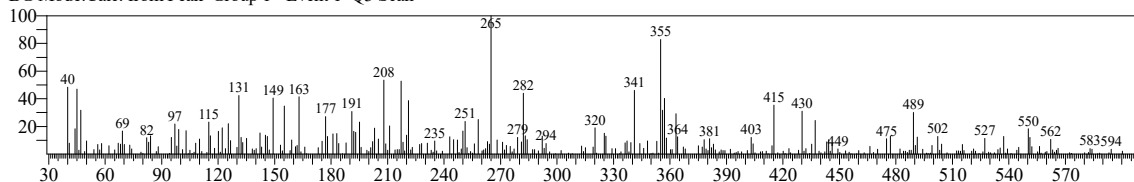
# TNAU

<< Target >>

Line#:5 R.Time:31.655(Scan#:5432) MassPeaks:319

RawMode:Averaged 31.650-31.660(5431-5433) BasePeak:264.95(819)

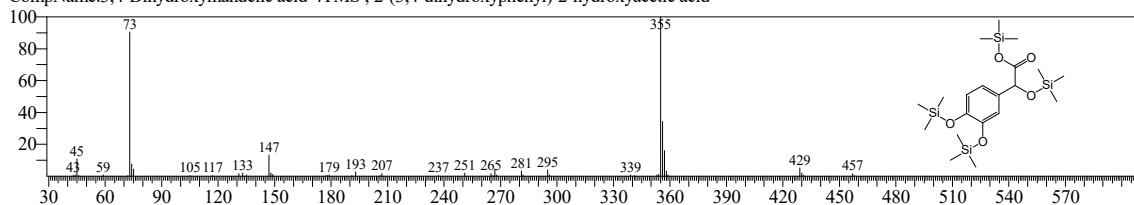
BG Mode:Calc. from Peak Group 1 - Event 1 Q3 Scan



Hit#:1 Entry:402 Library:OA\_TMS\_DB5\_67min\_V3.lib

SI:31 Formula:C<sub>20</sub>H<sub>42</sub>O<sub>4</sub>Si<sub>4</sub> CAS:775-01-9 MolWeight:458 RetIndex:1942

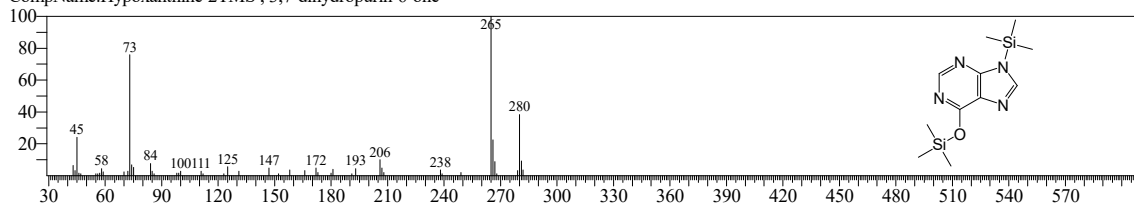
CompName:3,4-Dihydroxymandelic acid-4TMS ; 2-(3,4-dihydroxyphenyl)-2-hydroxyacetic acid



Hit#:2 Entry:310 Library:OA\_TMS\_DB5\_67min\_V3.lib

SI:25 Formula:C<sub>11</sub>H<sub>20</sub>N<sub>4</sub>O<sub>5</sub>Si<sub>2</sub> CAS:68-94-0 MolWeight:280 RetIndex:1822

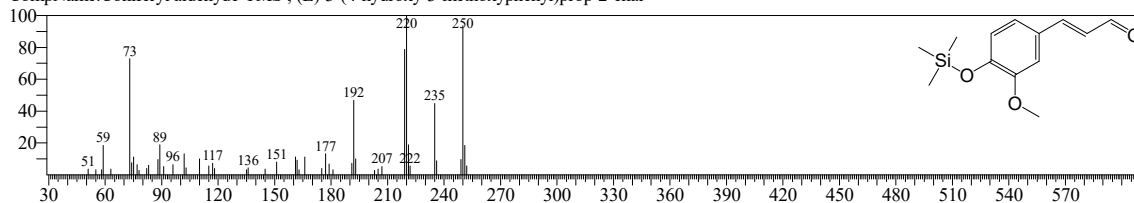
CompName:Hypoxanthine-2TMS ; 3,7-dihydropurin-6-one



Hit#:3 Entry:339 Library:OA\_TMS\_DB5\_67min\_V3.lib

SI:21 Formula:C<sub>13</sub>H<sub>18</sub>O<sub>3</sub>Si CAS:458-36-6 MolWeight:250 RetIndex:1859

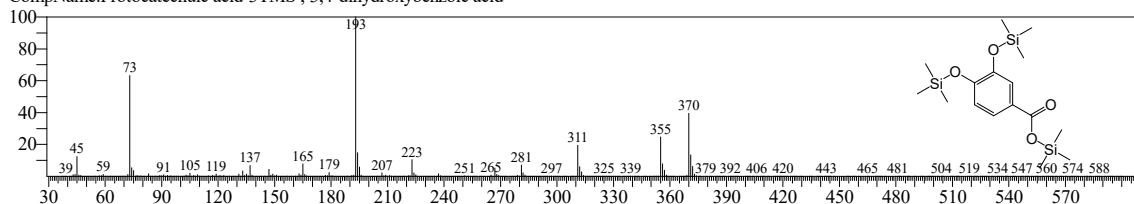
CompName:Coniferyl aldehyde-TMS ; (E)-3-(4-hydroxy-3-methoxyphenyl)prop-2-enal



Hit#:4 Entry:315 Library:OA\_TMS\_DB5\_67min\_V3.lib

SI:20 Formula:C<sub>16</sub>H<sub>30</sub>O<sub>4</sub>Si<sub>3</sub> CAS:99-50-3 MolWeight:370 RetIndex:1833

CompName:Protocatechuic acid-3TMS ; 3,4-dihydroxybenzoic acid



Hit#:5 Entry:326 Library:OA\_TMS\_DB5\_67min\_V3.lib

SI:18 Formula:C<sub>21</sub>H<sub>52</sub>O<sub>6</sub>Si<sub>5</sub> CAS:23140-52-5 MolWeight:540 RetIndex:1841

CompName:Psicose-5TMS(2) ; (3R,4R,5R)-1,3,4,5,6-pentahydroxyhexan-2-one

